



ROOF DRAIN - Z199 - DOWNSPOUT NOZZLE



Z187 6" x 7" or 8" x 12" Oblique Scupper Drain

MAIN ROOF DRAIN - Z100 15" DIAMETER



Drain Type 03

08 Drain Type 02

07 Drain Type 01

06

CALCULATION BASED ON 2020 FLORIDA PLUMBING CODE SECTION 1106

RAINFALL RATE
PER F.B.C., PLUMBING, FIGURE 1106.1 = 5" PER HOUR

ROOF 01 RWL CALCULATIONS REQ.:
AREA = 2709
(2709 SQ / FT / 100) X 5.2 = 141 GPM REQ.

VERTICAL LEADER
PER F.B.C., PLUMBING, TABLE 1106.3
RWL SIZE PROVIDED : 4" YIELDS 192 GPM > 141.

HORIZONTAL PIPING
PER F.B.C., PLUMBING, TABLE 1106.6
8" HORIZONTAL GUTTER SLOPE 1/16" PER FEET CAPACITY 172 GPM.

ROOF 02 RWL CALCULATIONS REQ.:
AREA = 2709 + 590
(3299 SQ / FT / 100) X 5.2 = 172 GPM REQ.

VERTICAL LEADER
PER F.B.C., PLUMBING, TABLE 1106.3
RWL SIZE PROVIDED : 4" YIELDS 192 GPM > 172.

HORIZONTAL PIPING
PER F.B.C., PLUMBING, TABLE 1106.6
8" HORIZONTAL GUTTER SLOPE 1/16" PER FEET CAPACITY 172 GPM.

ROOF 03a RWL CALCULATIONS REQ.:
AREA = 281
(281 SQ / FT / 100) X 5.2 = 15 GPM REQ.

VERTICAL LEADER
PER F.B.C., PLUMBING, TABLE 1106.3
RWL SIZE PROVIDED : 3" YIELDS 92 GPM > 15.

ROOF 03b RWL CALCULATIONS REQ.:
AREA = 161
(161 SQ / FT / 100) X 5.2 = 9 GPM REQ.

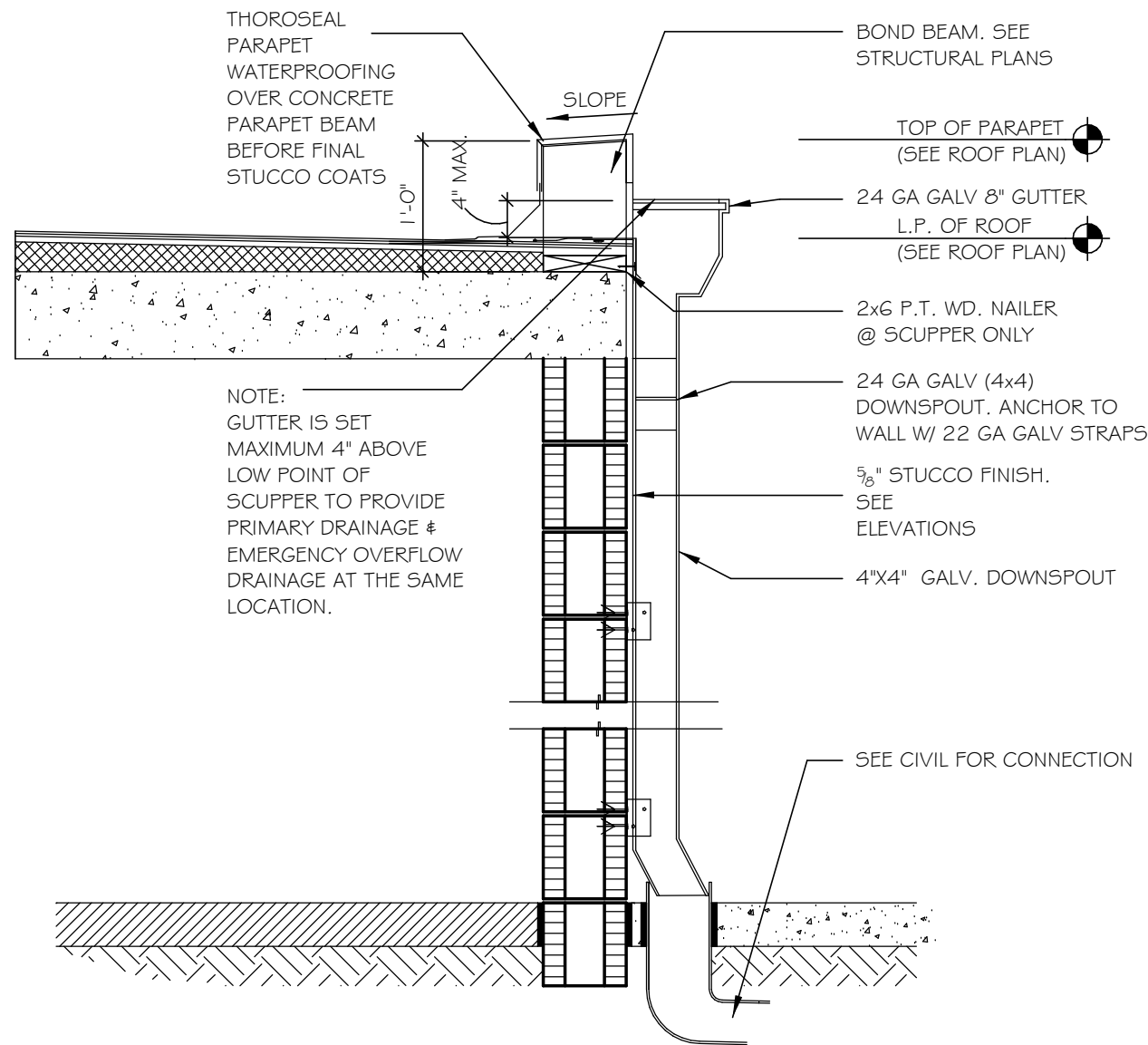
NO SCUPPERS, NO LEADERS

ROOF 04 RWL CALCULATIONS REQ.:
AREA = 175
(175 SQ / FT / 100) X 5.2 = 10 GPM REQ.

VERTICAL LEADER
PER F.B.C., PLUMBING, TABLE 1106.3
RWL SIZE PROVIDED : 3" YIELDS 92 GPM > 10.

ROOF 05 RWL CALCULATIONS REQ.:
AREA = 108
(108 SQ / FT / 100) X 5.2 = 6 GPM REQ.

VERTICAL LEADER
PER F.B.C., PLUMBING, TABLE 1106.3
RWL SIZE PROVIDED : 3" YIELDS 92 GPM > 6.



ROOF CODE COMPLIANCE NOTE:

THE SPECIFIED ROOF SYSTEM ASSEMBLY, ROOFTOP STRUCTURES AND EQUIPMENT SHALL BE IN FULL COMPLIANCE WITH ALL SECTIONS AND AMMENDENTS OF CHAPTER 15 OF THE FLORIDA BUILDING CODE (LATEST APPROVED EDITION WITH UPDATES).

ROOF NOTE:

GAF TPL ROOF SYSTEM FOR CONCRETE DECKS.
NOA NO.:

Notes

03

Roof Keynotes Legend

No.	Keynote
1	CONCRETE CANOPY EYEBROW WITH DRIP EDGE, PROVIDE ROLL ON WATERPROOFING MEMBRANE CARLISLE COW-5013 OR EQUAL

Roof Drainage Calculations

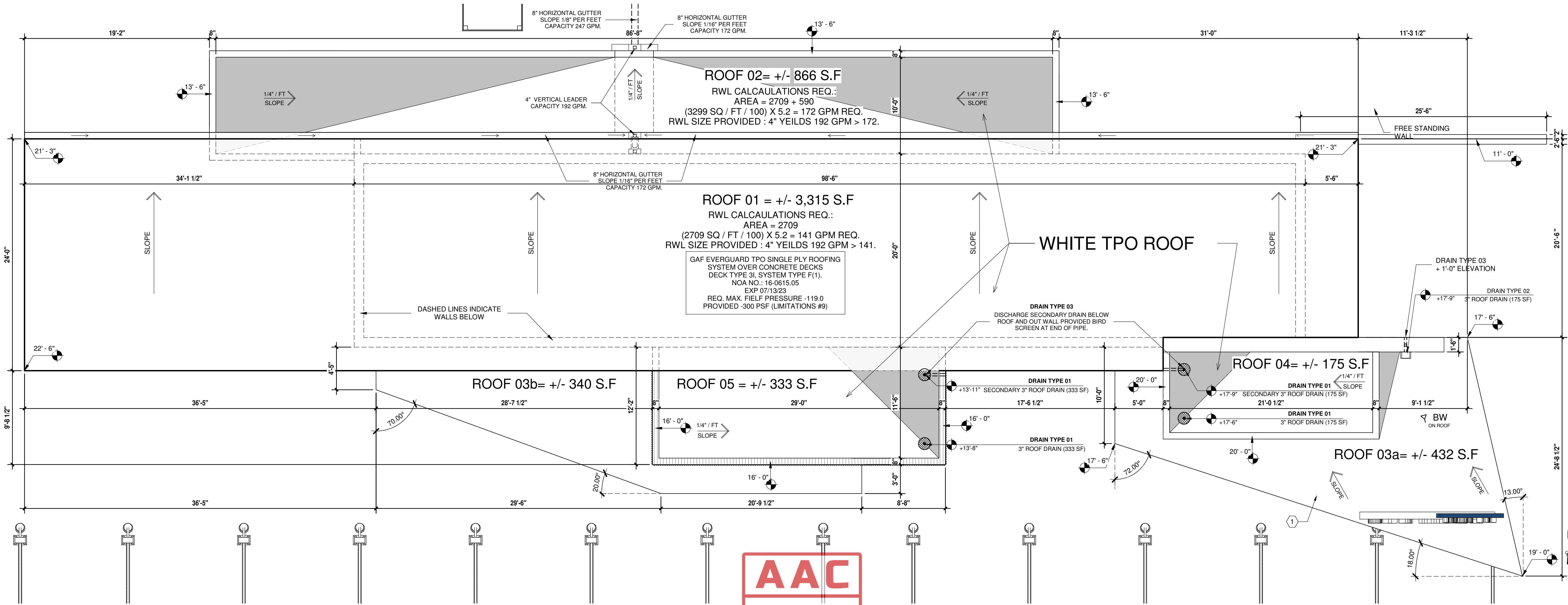
05

Equipment Room Scupper

SCALE: 3/4" = 1'-0"

Keynotes

02



AAC

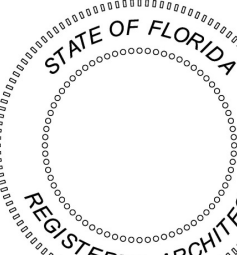
PZ25- 12000026
01/06/2026

Roof Plan

SCALE: 3/16" = 1'-0"

01

CONSULTANT



Gregory B. Molina

FL. REG. # AR93354

DATE: 10-27-25

COPYRIGHT © 2025
ALL RIGHTS RESERVED. THIS DOCUMENT
IS A SERVICE OF GBM ARCHITECTURE PA.
REPRODUCTION OR PARTS THEREOF, MAY NOT BE
REPRODUCED IN ANY FORM WITHOUT
WRITTEN CONSENT FROM GBM ARCHITECTURE PA.

GBM

ARCHITECTURE PA

ARCHITECTURE
MASTER PLANNING
A A 2 6 0 2 3 3 2

330 HIMMARSHEE ST,
SUITE 103
FORT LAUDERDALE,
FLORIDA 33312
E: GREGM@GBMARCHITECTURE.COM
WEB: WWW.GBMARCHITECTURE.COM
T : 9 5 4 . 9 9 9 . 5 6 3 3

DRC SUBMITTAL
RISING TIDE
2901 W ATLANTIC BOULEVARD
POMPANO BEACH FL 33069

DRAWING ISSUE DATES:

ROOF PLAN

SHEET

A-2.4

PROJECT 250225

DATE 10-27-25

PERMIT NO.